

2024 LEGISLATIVE DISTRICT PROFILES

**District 8B**

16,993 Households



**RENTERS in the DISTRICT**



**OWNERS in the DISTRICT**

RENTER HOUSEHOLDS

6,185 | 36% of all households

Median Renter Income: **\$44,205** annually

Median Rent: **\$1,146** per month

OWNER HOUSEHOLDS

10,808 | 64% of all households

Median Owner Income: **\$103,428** annually

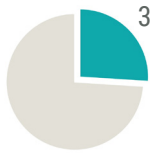
Median Home Value: **\$248,900**

Too many Minnesotans are cost burdened—paying more than they can afford for housing.



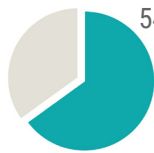
51%

Renters  
3,082



32%

Renters with Severe  
Cost Burden: 1,944



54%

Senior Renters  
483

**Cost burden**=when a household spends more than 30% of income on housing costs.



15%

Owners  
1,652



75%

Low-Income Owners  
747



16%

Senior Owners  
535

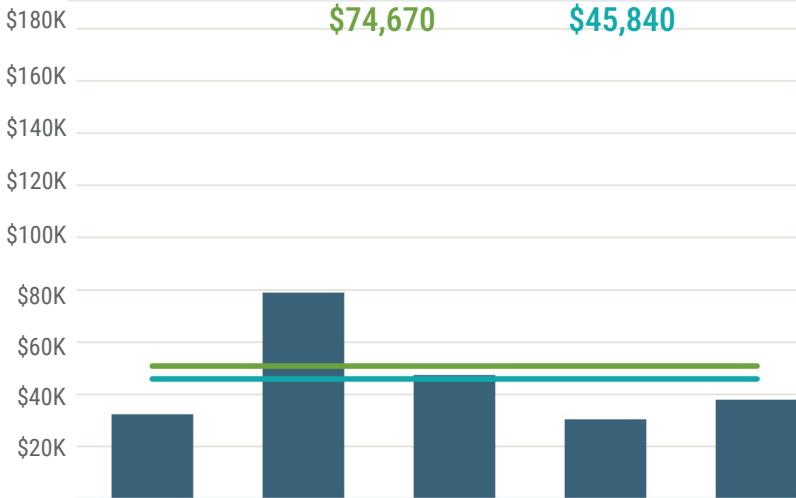
**Severe CB**=more than 50%. | **Low-income**=households earning under \$35,000/yr.

The cost of housing is out of reach for many hard-working renters and homeowners.

There are significant racial disparities in who owns a home in Minnesota.

THE WAGES OF HIGH-DEMAND JOBS FALL SHORT

Salary needed to afford: **median-priced home** / **2-bedroom apartment**  
**\$74,670** / **\$45,840**



Home Health Aides Registered Nurses Mental Health Counselors Retail Salespersons Nursing Assistants

**■** = Median wage. From left: The region's ranked 1-5 most in-demand jobs.

INEQUITABLE HOMEOWNERSHIP RATE

White\* Homeowners: 10,216

**66%**

**39%**

BIPOC\* Homeowners: 619

0% 100%

\*White = non-Hispanic white | \*BIPOC = Black, Indigenous, and people of color. Due to the small size of some districts, we have aggregated counts for BIPOC homeownership.

CONTACT US

For research inquiries:

**Gabriela Norton**, Research Manager

Gabriela.Norton@mhponline.org

mhponline.org/publications

©2024 Minnesota Housing Partnership



# MINNESOTA STATE-LEVEL HOUSING DATA

Cost burden means facing the tough choice between paying for housing or other basic needs.

SPOTLIGHT ON MINNESOTA'S CHILDREN

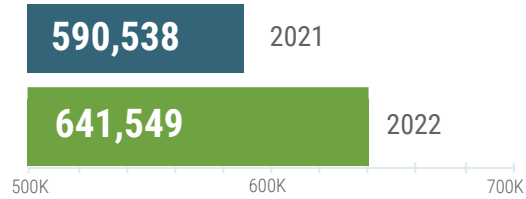
## CHILDREN LIVING IN COST-BURDENED HOMES



**281,000**

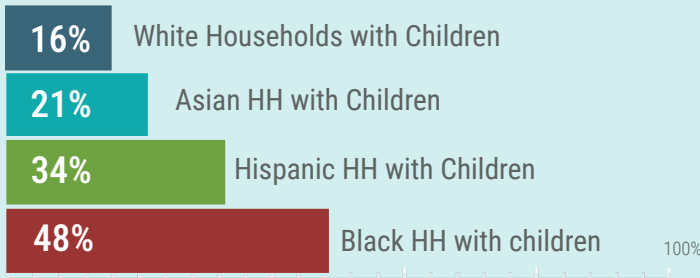
22% - or more than 1 out of every 5 children

## RISE IN COST-BURDENED HOUSEHOLDS: **9%**



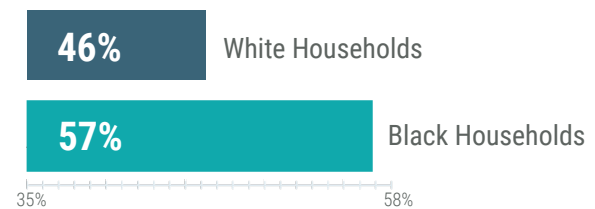
The impacts of cost burden are felt disproportionately.

## RACIAL DISPARITIES IN COST-BURDENED HOUSEHOLDS with CHILDREN



Native HH counts were too small with too high a margin of error to include.

## RACIAL DISPARITIES IN RENTER COST BURDEN



Throughout the state, there are Minnesotans without a roof over their heads.

## ON ONE SAMPLED NIGHT IN MINNESOTA:

**2,962** children with families struggled with homelessness.

2023 estimation. Children = under 18.



Minnesotans experiencing homelessness on one sampled night: **10,522**

Renters have few housing options available, and face instability even if they do find a home.

## HOMES FOR PEOPLE WITH EXTREMELY LOW INCOMES (ELI) ARE SCARCE

Total ELI renter households in Minnesota: **173,025**



Those with **no** home options they can afford: **114,131** (67%)

ELI stands for "Extremely Low-Income," or households earning under \$30,190 annually.

## EVICCTIONS ARE INCREASING



Filings rose **44%** relative to the pre-COVID average, jumping **8%** in one year alone to **24,211** evictions filed.

Data for 2022 - 2023 / Pre-COVID defined as historical average from 2012-2019.

## Affordable Housing Definition and Sources

\***Affordable housing** is defined as housing that costs an owner or renter no more than 30% of household income. A unit is affordable and available if that unit is both affordable and vacant or is currently occupied by a household at the defined income threshold or below.

**Cost burden:** U.S. Census Bureau, American Community Survey 2022, 5-year estimates | **Evictions:** Eviction Lab, Eviction Tracking System 2023 | **Homelessness:** Wilder Research Center, 2023 Minnesota Homeless Study | **ELI Units and Renters:** National Low Income Housing Coalition (NLIHC), *The Gap 2024* | **Homeownership:** U.S. Census Bureau, American Community Survey 2022, 1-year estimates | **In-demand jobs:** Minnesota Department of Employment and Economic Development (MN DEED), Occupations in Demand, 2023.