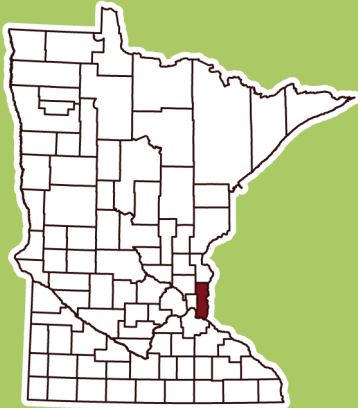


## Washington County



As Minnesota's economy grows stronger, access to safe and affordable homes builds the foundation for living, working, and learning in all communities. Yet even working Minnesotans often lack good housing options, and aging homes create health and energy concerns.

In Washington County, there are about 72,718 owner and 15,141 renter households.<sup>1</sup> More than 14% of homes are at least 50 years old.<sup>2</sup>

For 27% of owners and 49% of renters in Washington County, housing consumes 30% or more of their household income.<sup>3</sup> This can mean inadequate spending on other basic needs like food and medicine. Saving for education or emergencies often becomes impossible, especially for lowest-income households.

### RENTER INCOMES LAG BEHIND RENTS

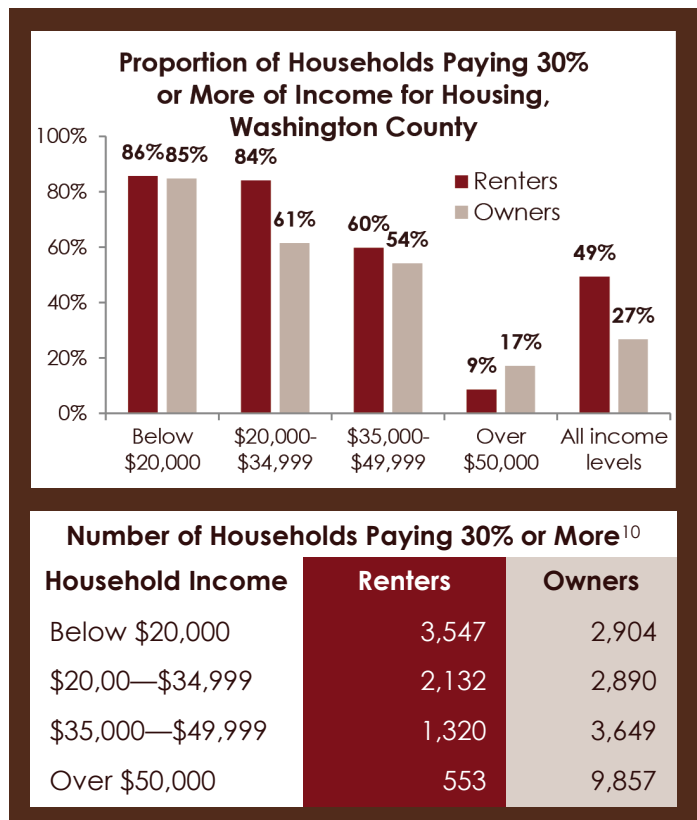
In Washington County, 17% of households are renters.<sup>4</sup> In most Minnesota counties, **renter incomes have fallen as rents have risen.** According to recent data for Washington County, real renter incomes have fallen by 9%, while rents have risen by 16% since 2000.<sup>5</sup>

There are now **38 units affordable and available for every 100 extremely low-income renters** in Washington County.<sup>6</sup> The county ranks 72 out of the state's 87 counties for the most units affordable and available to this income group.

### RENTAL CHOICE KEY, BUT OPTIONS LIMITED

For many, renting makes sense. Young people starting out are often saddled with student debt. Seniors may not be able to afford or manage owning a home. Many do not have the savings or credit to qualify for mortgages. Workers relocating for jobs also need rental housing.

A safe, modest two-bedroom apartment costs \$946 per month in Washington County.<sup>7</sup> At the median renter household income of \$37,840, a family could affordably spend \$1,023 per month on rent.<sup>8</sup> By definition, half of the county's renters earn less than this median, and would need less expensive housing.



At \$8.00 per hour, the state minimum wage for 2014, an earner must work **91 hours per week<sup>9</sup>** to afford the \$946 rent for a modest two-bedroom apartment in this county.

### Minnesota Housing Partnership

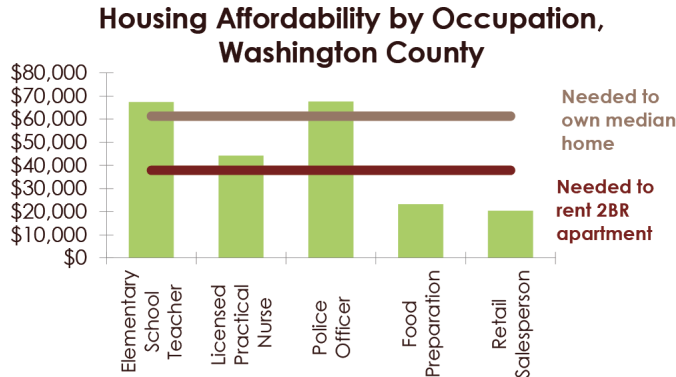
2446 University Avenue West, Suite 140  
Saint Paul, MN 55114

www.mhponline.org p: 651-651-1710 f: 651-649-1725



## Workers fill essential roles, but a job does not guarantee an affordable place to live.

The median earnings for many jobs do not cover actual housing costs, the chart below shows.<sup>11</sup>



For vacant positions in Washington County and counties nearby, the median hourly wage is \$15.00 for full time jobs, which corresponds to \$31,200 annually at 40 hours per week. Vacant part time jobs only earn \$9.90 per hour.<sup>12</sup>

### Owning a home.

83% of households in Washington County own a home. For white, non-Hispanic households, the county's ownership rate is 84%, compared to 69% for households of color. **As a state, Minnesota has the nation's largest racial homeownership gap.**<sup>13</sup>

- The median sales price for non-foreclosed homes is \$228,827 in Washington County, which is a real decrease of 20% since 2006.<sup>14</sup>
- From 2005-2013, there were 7,868 foreclosures in the county.<sup>15</sup>
- Statewide, 3.1% of primary mortgages were delinquent by 60+ days in early 2014, compared to an average of 1.7% from 1979 to 2004, before the foreclosure crisis.<sup>16</sup>

**In Washington County 9% of owner and 25% of renter households pay half or more of their income for housing, a situation known as "severe cost burden."<sup>17</sup>**

**SOURCES:** 1 US Census 2010. 2 American Community Survey (ACS) 2008-12. 3 ACS 2008-12. 4 2010 Census. 5 US Census 2000 & ACS 2008-12. 6 CHAS 2007-11 data, using NLIHC methodology. 7 HUD Fair Market Rent (FMR), 2014. 8 ACS 2008-12. 9 HUD FMRs, 2014 & MN Dept of Labor and Industry. 10 ACS 2008-12. 11 OES Wage Data by economic development region, MN DEED, Q1 2014; HUD FMR, 2014; MN Dept of Revenue Sales Ratio Study, Jan-Sept 2013. 12 MN DEED Job Vacancy Survey, Q4 2013. 13 2010 Census, US Census Bureau. 14 MN Dept of Revenue Sales Ratio Study, 2006 & Jan-Sept 2013. 15 HousingLink. 16 National Delinquency Survey, Mortgage Bankers Association, Q1 2014. 17 ACS 2008-12. 18-20 Wilder Research, 2007 & 2013. 21 Small Area Income & Poverty Estimates, 2002 & 2012. 22-23 Census 2000 & ACS 2008-12. 24 Wilder Research, 2013. 25 Homeless Veterans in MN 2012, Wilder Research.

## Unaffordable housing and homelessness affect people of all ages in Minnesota.

An estimated 14,000 Minnesotans were homeless on a given night in 2012. Homelessness increased 32% statewide from 2006 to 2012.<sup>18</sup>

On that 2012 night, 195 people were known to be homeless in the Washington County Region including:

- 101 children with their parents.
- 25 youth through age 21 living on their own.
- 8 seniors aged 55+.<sup>19</sup>

### Without stable housing, children face higher barriers to success in schools.

About half of the people experiencing homelessness in Minnesota are 21 or under.<sup>20</sup> Homelessness can cause delays in growth and development, as well as problems in school. Housing subsidies have been linked with better nutrition and school success for poor children.

In 2012, 6% of children in Washington County were living in poverty, up from 4% in 2002.<sup>21</sup>

### Housing needs among seniors are growing.

The number of households headed by seniors aged 65+ in Washington County grew from 8,328 in 2000 to 15,857 in 2008-12.<sup>22</sup> Currently, 3,008 are renter households. Statewide, 3 in 5 senior renters pay more than 30% of their income for housing.<sup>23</sup> Seniors were also one of the fastest growing segments of the state's homeless population between 2009 and 2012.<sup>24</sup>

### Targeted investment can end homelessness.

Ending homelessness is possible with strategic public investment. For example, targeting housing and services to homeless veterans led to a 13% decline in homelessness for this group from 2009 to 2012 even as homelessness rose overall.<sup>25</sup>